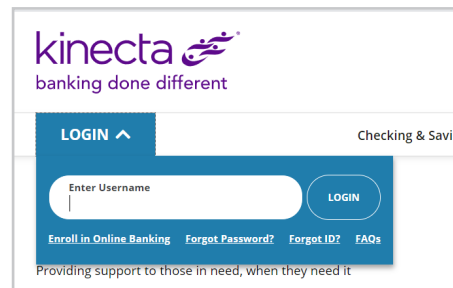


Cash Back Rewards Redemption

To redeem your earned rewards, follow these 4 easy steps:

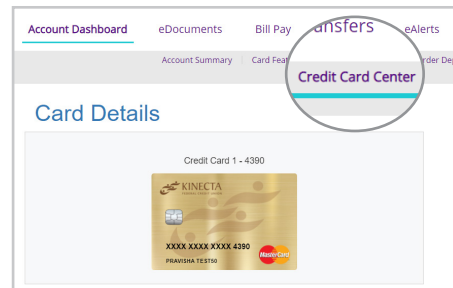
1. Login

Login to your Kinecta Direct Online Banking account by entering your username and password.



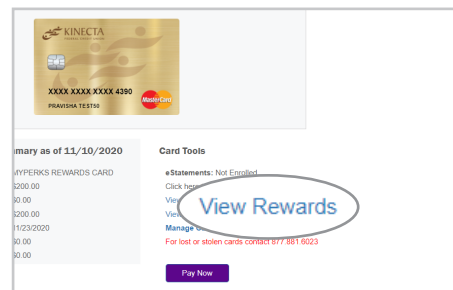
2. Select Credit Card Center

Click on the Credit Card Center link located in the top menu.



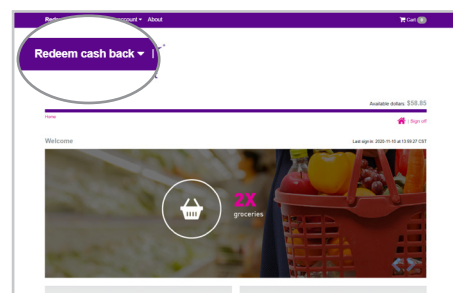
3. Go to Rewards

Click on the View Rewards link located under the Credit Card Tools. Allow pop-ups.



4. Redeem Your Rewards

From the top menu, Redeem Cash Back then click the Cash Back link.

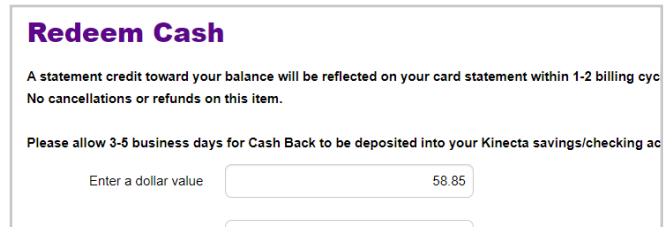


For more details, click [here](#) to view the Cash Back Rewards Program details.

How to place order

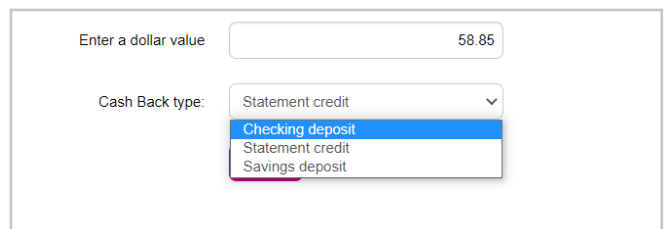
5. Enter a dollar value to redeem

Redeemable dollars available located in top right-hand corner.



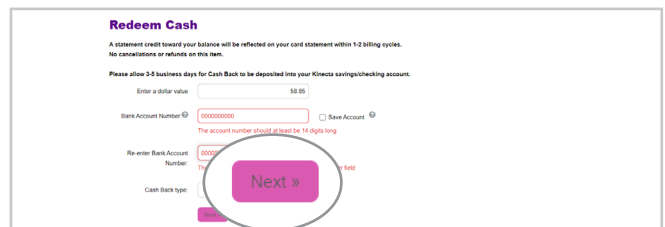
6. Select Cash Back type

Statement credits toward your balance may take 1-2 billing cycles. Checking/Savings deposit may take 3-5 business days.



7. (For checking/savings deposit)

Enter 14-digit checking/savings account number (not member number), then click next.



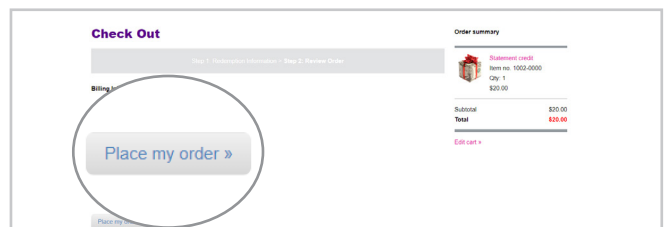
8. Checkout

Enter your contact information and continue to step 2.



9. Review order

Review order summary and click Place my order to submit order.
No cancellations or refunds can be made.



10. Confirmation

A confirmation email will be sent to the email provided. Click on view order status for updates on your order.

